





Submersible Mixer GTWS

The programme for industry and agriculture



Quality wins through !

Quality wins through !

EISELE-submersible mixers have been produced since 1982 and have demonstrated their worth a thousand times in agriculture and industry. The EISELE-submersible motors which are impermeable to water pressure guarantee a powerful performance, the fluidic optimized wide-blade propeller with two blades is designed for a high mixing performance.

EISELE-submersible mixers are of superior quality and performance



GTWS 740 / 1040 on work bench in the assembly plant



Axle drive shaft for GTWS 1540 / 204



Electric winding (stator of laminations with three-phase winding)



Planetary gear for GTWS 1540 / 204



Electrical connection through connector block



Electrical winding (stator) pressed in the motor casing



Stator (electrical winding) and rotor at GTWS



Spur gear at GTWS 740 / 1040



Rotor pressed on shaft




Bearing flange with mounted sealing control

Standard fabrication:

- Performance programme in stages from 2.2 to 15.0 kW
- Stator thermal- and dampproof
Insulation class F=155°C, protection type IP 68
- Operating voltage 400 volt, 50 Hz, three-phase
- Switch with phase inverter or automatic control *
- Thermal protection of the winding by means of installed thermal contacts
- Thermal control system in the switch gear
- Mechanical seal motor- and mediuside, oil bath lubricated
- Gearing oil bath lubricated
- Electric cable 8 / 10 / 14 m long with free cable ends *
- Electronic leakage control in the switchgear / control electrode
- Housing parts cast iron GG
- Screws / shafts: stainless steel / steel
- Propeller: nodular cast iron / steel / stainless steel *
- Coating: GTWS / GTWSB: primed and varnished
GTWSI: 2 coat epoxy

* depends on model



The winding for the three phases is put into the stator

Planetary gear for GTWS 1540 / 204



Submersible mixers GTWS 1540 / 204 ready for dispatch



View over dispatch hall

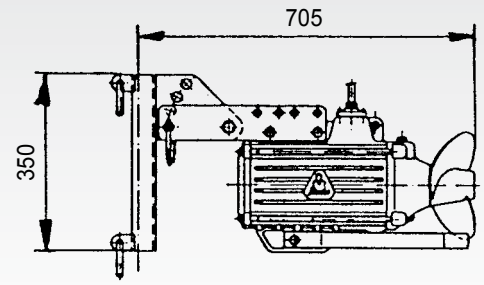



Submersible mixer GTWSI 1040 in a sludge basin of a sewage plant



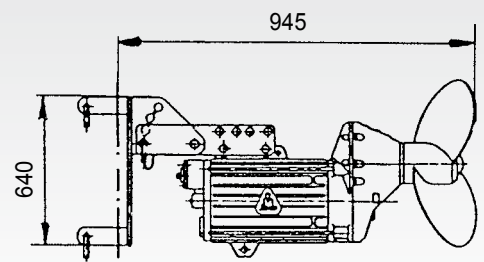

Submersible mixer in a ring channel

GTWS 360 / 540



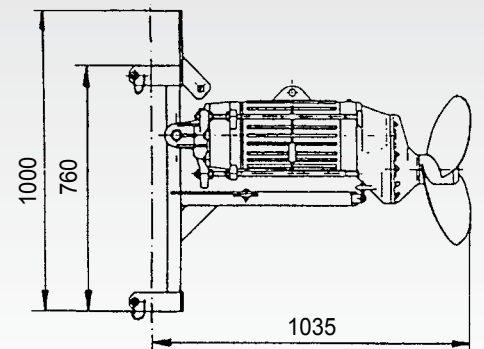
Carriage for guide rail ∇ 50

GTWS 36 G / 54 G



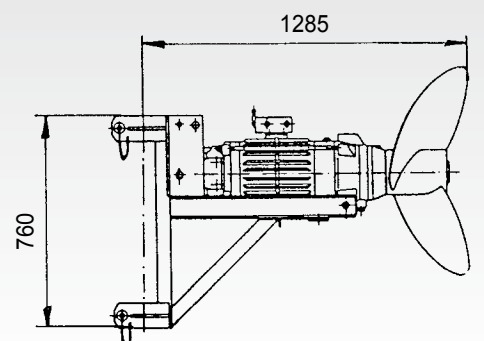

Carriage for guide rail ∇ 80

GTWS 740 / 1040



Carriage for guide rail ∇ 80

GTWS 1540 / 204



Carriage for guide rail ∇ 100

Dimensions in mm

Technical Data

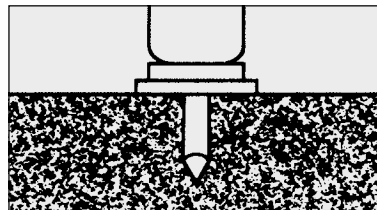
Model	Propeller Ø mm	Speed RPM	Thrust appr. N	Power kW/HP	Motor speed RPM	Rated current A	Starting	Guide rail mm	Required opening mm	Weight appr. kg	Electric cable m long	Gearbox/ Drive	CEE- plug
GTWS/ GTWSI 360	290	945	450	2,2/3,0	945	5,3	direct	50 x 50	700 x 1000	75	8,00 7x1,5 mm ²	direct	16 A
GTWS/ GTWSI 540	250	1426	700	4,0/5,5	1426	7,8	direct	50 x 50	700 x 1000	75	8,00 7x1,5 mm ²	direct	16 A
GTWS/ GTWSI 36G	410	400	550	2,2/3,0	945	5,3	direct	80 x 80	750 x 1000	85	8,00 7x1,5 mm ²	Spur gear	16 A
GTWS/ GTWSI 54G	370	600	800	4,0/5,5	1426	7,8	direct	80 x 80	750 x 1000	85	8,00 7x1,5 mm ²	Spur gear	16 A
GTWS/ GTWSI 740	460	470	1100	5,5/7,5	1450	10,9	Y-Δ	80 x 80	1000 x 1470	160	8/10/14 * 10x1,5 mm ²	Spur gear	32 A
GTWS/GTWSU/ GTWSI/GTWSB 1040	490	470	1500	7,5/10,0	1450	15,2	Y-Δ	80 x 80*	1000 x 1470	160	8/10/14 * 10x1,5 mm ²	Spur gear	32 A
GTWS/GTWSU/ ** GTWSI/GTWSB 1540	690	240	2500	11,0/15,0	1460	21,2	Y-Δ	100 x 100	1100 x 1770	260	8/10/14 * 10x2,5 mm ²	Planetary gear	32 A
GTWS/GTWSU/ ** GTWSI/GTWSB 204	820	240	3500	15,0/20,0	1460	28,9	Y-Δ	100 x 100	1100 x 1770	260	8/10/14 * 10x2,5 mm ²	Planetary gear	32 A

** explosion proofed models available

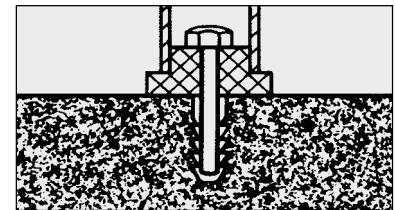
* depends on model; guide rail GTWSB 1040: 100 x 100 mm

Accessories:

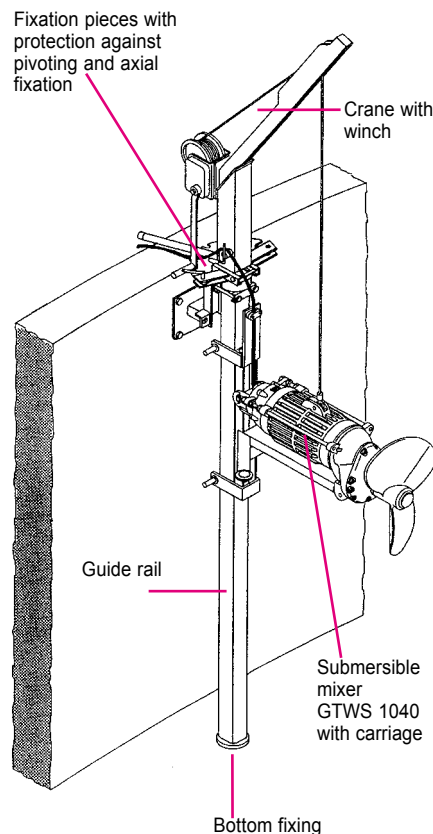
- Support for the adjustment of the mixer can be inclined 30°/45° downwards *
 - Fixation pieces with protection against pivoting and axial fixation
 - Bottom fixing and guide rail
 - Propeller with chop blades and protection against winding *
 - Carriage made of stainless steel, flap dive type *
 - Propeller/propeller blades made of stainless steel *
 - Frontside fixation on angled guide rail (galvanized/stainless steel) for GTWSU
 - Angled slide rails with mounting frame (galvanized/stainless steel) for GTWSU
 - Special switches and control systems
 - Special gasproof accessories for biogas plants
- further accessories are specified in our price list
* depends on model



Chisel tool holder at the installation of GTWS in full silos/pits *

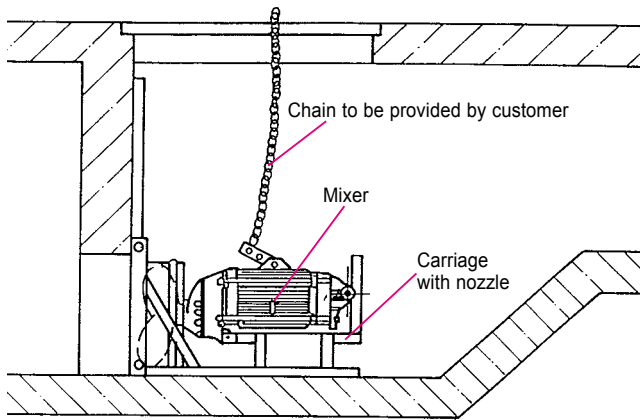


Bottom fixing doweled into ground plate



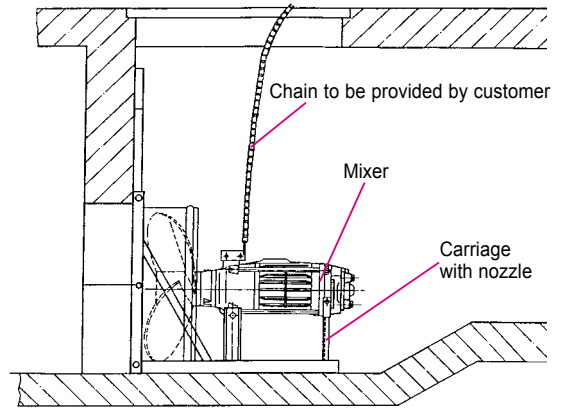


Submersible mixer GTWSU for ring channel / circulation system

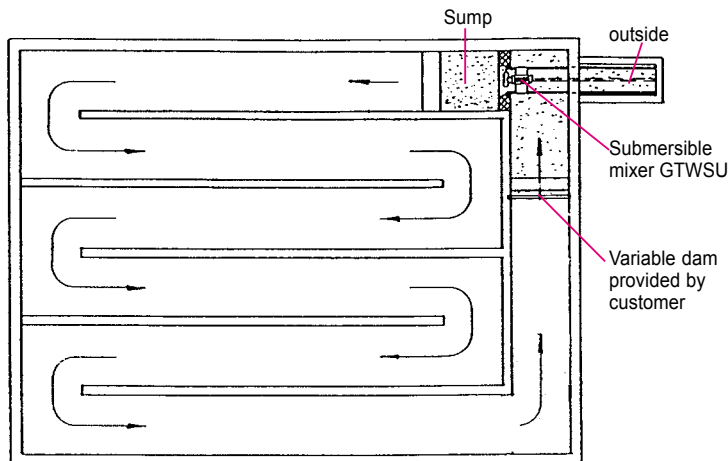
GTWSU 1040 with carriage with nozzle box (galvanized or stainless steel)
 Immersion of the mixer via the front side fixation on angled guide rail or guide rails



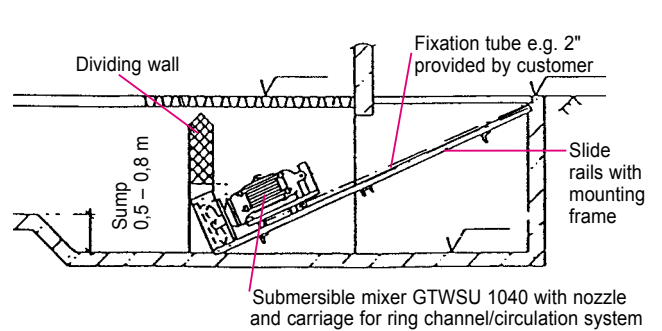
GTWSU 1540/204 with carriage and nozzle (galvanized/stainless steel)
 Immersion of the mixer via the front side fixation on angled guide rail



Schematic view of an endless canal-system



Cross section

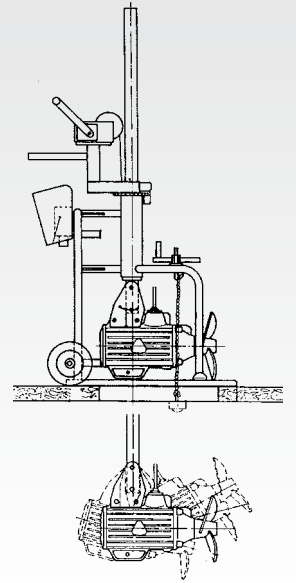


Submersible mixer GTWF mobile

GTWF 360



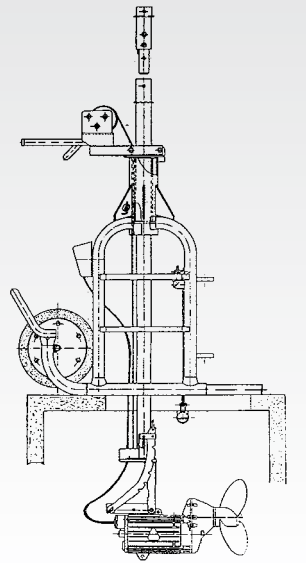
- Max. 1 extension 1.10 m
- Operating voltage 400 V
- Power 2.2 kW/3.0 HP
- Speed 1000 RPM
- Propeller Ø 290 mm
- CEE plug 16 A
- Submerging with basic equipment in pits depth 1.10 m
- Height of installation 1.76 m
- With 1 extension 2.0 m




GTWF 54 G



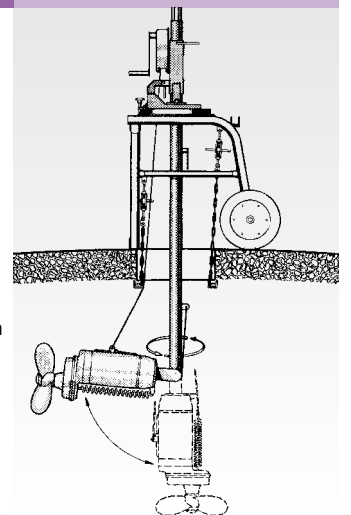
- Max. 4 extensions 1.1 m applicable
- Operating voltage 400 V
- Power 4.0 kW/5.5 HP
- Speed 600 RPM
- Propeller Ø 370 mm
- CEE plug 16 A
- Submerging with basic equipment in pits depth 0.40 m
- Height of installation 2.0 m
- With 0.55 m extension 2.25 m
- With 1.10 m extension 2.80 m



GTWF 1040



- At least 1 extension 0.55 or 1.10 m (necessary due to transport)
- Max. extensions up to 3.3 m total length applicable
- Operating voltage 400 V
- Power 7.5 kW/10 HP
- Speed 470 RPM
- Propeller Ø 490 mm
- CEE plug 32 A
- Submerging with basic equipment in pits depth 0.30 m
- Height of installation
- With 0.55 m extension 2.25 m
- With 1.10 m extension 2.80 m





Contractor and Sewage Pumps BS/BSD/BSG

Vertical Pumps VM/VG

Submersible Mixers GTWS

Slurry Spreaders

P.T.O. Mixers ZP

Sewage Pumps VAG

Lobe Pumps DK

Submersible Pumps AT

Biogas Components



Other products
manufactured by our
company:

- Mobile pumps VPF
and GTF / DT (with
submersible motor)
- Compact pump units VKM /
VKG / VZM
- Vertical slurry pumps VRM / VRG
- Slurry mixer Q • Hydraulic mixer HP
- Paddel mixer PRW
- Mixer ZQU / ZQUE for ring channel system
- Liquid manure pumps F / FS / HS
- Accessories for silo- and pump installations
- Computers for slurry flow control
- Components for biogas plants
- Equipment for sewage plants • Silos

Franz Eisele u. Söhne GmbH u. Co.KG

Pumpen- und Maschinenfabrik
Hauptstraße 2-4 • D-72488 Sigmaringen-Laiz
Telefon +49(0)7571 / 109-0 • Fax +49(0)7571 / 109-88
info@eisele.de • www.eisele.de

The company reserves the right to make technical alterations